


Feed-through terminal block - PT 16 N-FE - 1077090

Please be informed that the data shown in this PDF Document is generated from our Online Catalog. Please find the complete data in the user's documentation. Our General Terms of Use for Downloads are valid (<http://phoenixcontact.com/download>)



Feed-through terminal block, nom. voltage: 1000 V, nominal current: 76 A, connection method: Push-in connection, 1 level, Rated cross section: 16 mm², cross section: 0.5 mm² - 25 mm², mounting type: NS 35/7,5, NS 35/15, color: black/yellow

Your advantages

- ✓ The compact design and front connection enable wiring in a confined space
- ✓ The Push-in connection terminal blocks are characterized by the system features of the CLIPLINE complete system and by easy and tool-free wiring of conductors with ferrules or solid conductors
- ✓ In addition to the testing facility in the double function shaft, all terminal blocks provide an additional test connection
- ✓ Tested for railway applications



Key Commercial Data

| | |
|--------------------------------------|---------------------------------------------------------------------------------------------------------|
| Packing unit | 1 pc |
| Minimum order quantity | 50 pc |
| GTIN |  4 055626 789101 |
| GTIN | 4055626789101 |
| Weight per Piece (excluding packing) | 31.200 g |
| Custom tariff number | 85369010 |
| Country of origin | Poland |

Technical data

General

| | |
|-----------------------|--------------------|
| Number of rows | 1 |
| Number of connections | 2 |
| Potentials | 1 |
| Nominal cross section | 16 mm ² |

Feed-through terminal block - PT 16 N-FE - 1077090

Technical data

General

| | |
|-------------------------------------------------|---------------------------------------------------------------|
| Color | black/yellow |
| Insulating material | PA |
| Flammability rating according to UL 94 | V0 |
| Area of application | Railway industry |
| | Machine building |
| | Plant engineering |
| Mounting type | NS 35/7,5 |
| Rated surge voltage | 8 kV |
| Degree of pollution | 3 |
| Overvoltage category | III |
| Insulating material group | I |
| Maximum power dissipation for nominal condition | 2.43 W |
| Maximum load current | 85 A (with 25 mm ² conductor cross section, rigid) |
| Nominal current I _N | 76 A |
| Nominal voltage U _N | 1000 V |
| Open side panel | Yes |

Dimensions

| | |
|------------------|---------|
| Width | 12.2 mm |
| End cover width | 2.2 mm |
| Length | 75.4 mm |
| Height NS 35/7,5 | 52.6 mm |
| Height NS 35/15 | 60.1 mm |

Connection data

| | |
|----------------------------------------------------------------------------|---------------------|
| Connection | 1 level |
| Connection method | Push-in connection |
| Stripping length | 18 mm |
| Connection in acc. with standard | IEC 60947-7-1 |
| Conductor cross section solid min. | 0.5 mm ² |
| Conductor cross section solid max. | 25 mm ² |
| Conductor cross section AWG min. | 20 |
| Conductor cross section AWG max. | 4 |
| Conductor cross section flexible min. | 0.5 mm ² |
| Conductor cross section flexible max. | 25 mm ² |
| Min. AWG conductor cross section, flexible | 20 |
| Max. AWG conductor cross section, flexible | 6 |
| Conductor cross section flexible, with ferrule without plastic sleeve min. | 0.5 mm ² |

Feed-through terminal block - PT 16 N-FE - 1077090

Technical data

Connection data

| | |
|--------------------------------------------------------------------------------------------------------|----------------------------------------|
| Conductor cross section flexible, with ferrule without plastic sleeve max. | 16 mm ² |
| Conductor cross section flexible, with ferrule with plastic sleeve min. | 0.5 mm ² |
| Conductor cross section flexible, with ferrule with plastic sleeve max. | 16 mm ² |
| Two conductors with the same cross section, flexible, with TWIN ferrules, with plastic sleeve, minimum | 1.5 mm ² |
| Two conductors with the same cross section, flexible, with TWIN ferrules, with plastic sleeve, maximum | 4 mm ² |
| Connection cross sections directly pluggable | 2.5 mm ² 25 mm ² |
| Conductor cross section solid min. | 2.5 mm ² |
| Conductor cross section solid max. | 25 mm ² |
| Conductor cross section flexible, with ferrule without plastic sleeve min. | 2.5 mm ² |
| Conductor cross section flexible, with ferrule without plastic sleeve max. | 16 mm ² |
| Conductor cross section flexible, with ferrule with plastic sleeve min. | 2.5 mm ² |
| Conductor cross section flexible, with ferrule with plastic sleeve max. | 16 mm ² |
| Internal cylindrical gage | A7 |

Ambient conditions

| | |
|------------------------------------------|---------------------------------------------------------------------------|
| Operating temperature | -60 °C ... 105 °C (max. short-term operating temperature RTI Elec.) |
| Ambient temperature (storage/transport) | -25 °C ... 60 °C (for a short time, not exceeding 24 h, -60 °C to +70 °C) |
| Permissible humidity (storage/transport) | 30 % ... 70 % |
| Ambient temperature (assembly) | -5 °C ... 70 °C |
| Ambient temperature (actuation) | -5 °C ... 70 °C |

Standards and Regulations

| | |
|----------------------------------|---------------|
| Connection in acc. with standard | IEC 60947-7-1 |
|----------------------------------|---------------|

Drawings

Circuit diagram



Classifications

eCl@ss

| | |
|---------------|----------|
| eCl@ss 10.0.1 | 27141120 |
| eCl@ss 11.0 | 27141120 |
| eCl@ss 4.0 | 27141121 |
| eCl@ss 4.1 | 27141121 |
| eCl@ss 5.0 | 27141120 |

Feed-through terminal block - PT 16 N-FE - 1077090

Classifications

eCl@ss

| | |
|------------|----------|
| eCl@ss 5.1 | 27141100 |
| eCl@ss 6.0 | 27141100 |
| eCl@ss 7.0 | 27141120 |
| eCl@ss 9.0 | 27141120 |

ETIM

| | |
|----------|----------|
| ETIM 2.0 | EC000897 |
| ETIM 3.0 | EC000897 |
| ETIM 4.0 | EC000897 |
| ETIM 6.0 | EC000897 |
| ETIM 7.0 | EC000897 |

UNSPSC

| | |
|---------------|----------|
| UNSPSC 6.01 | 30211811 |
| UNSPSC 7.0901 | 39121410 |
| UNSPSC 11 | 39121410 |
| UNSPSC 12.01 | 39121410 |
| UNSPSC 13.2 | 39121410 |
| UNSPSC 18.0 | 39121410 |
| UNSPSC 19.0 | 39121410 |
| UNSPSC 20.0 | 39121410 |
| UNSPSC 21.0 | 39121410 |

Approvals

Approvals

Approvals

CSA / PRS / BV / LR / EAC / EAC / cULus Recognized / DNV

Ex Approvals


IECEx / UL Recognized / cUL Recognized / EAC Ex / NEPSI / ATEX / CCC / cULus Recognized

Approval details


Feed-through terminal block - PT 16 N-FE - 1077090

Approvals

| | | | |
|----------------------------|-----------------------------------------------------------------------------------|-----------------------------------------------------------------------------------------------------------------------------------------|-------|
| CSA |  | http://www.csagroup.org/services-industries/product-listing/ | 13631 |
| | B | C | |
| Nominal voltage UN | 600 V | 600 V | |
| Nominal current IN | 70 A | 70 A | |
| mm ² /AWG/kcmil | 20-4 | 20-4 | |


| | | | |
|-----|-----------------------------------------------------------------------------------|-----------------------------------------------------|-------------------|
| PRS |  | http://www.prs.pl/ | TE/2107/880590/21 |
|-----|-----------------------------------------------------------------------------------|-----------------------------------------------------|-------------------|

| | | | |
|----|-----------------------------------------------------------------------------------|-------------------------------------------------------------------------------------------------------------------------------------------------------------------------------------------------------------------------------|-------------|
| BV |  | http://www.veristar.com/portal/veristarinfo/generalinfo/approved/approvedProducts/equipmentAndMaterials | 37796/B1 BV |
|----|-----------------------------------------------------------------------------------|-------------------------------------------------------------------------------------------------------------------------------------------------------------------------------------------------------------------------------|-------------|

| | | | |
|----|-------------------------------------------------------------------------------------|---------------------------------------------------------|---------------|
| LR |  | http://www.lr.org/en | 12/20038 (E3) |
|----|-------------------------------------------------------------------------------------|---------------------------------------------------------|---------------|

| | | | |
|-----|-------------------------------------------------------------------------------------|--|----------------------|
| EAC |  | | RU C-DE.AI30.B.01102 |
|-----|-------------------------------------------------------------------------------------|--|----------------------|

| | | | |
|-----|-------------------------------------------------------------------------------------|--|----------------------|
| EAC |  | | RU C-DE.BL08.B.00644 |
|-----|-------------------------------------------------------------------------------------|--|----------------------|

| | | | |
|----------------------------|-------------------------------------------------------------------------------------|-------------------------------------------------------------------------------------------------------------------------------------------------------|--------|
| cULus Recognized |  | http://database.ul.com/cgi-bin/XYV/template/LISEXT/1FRAME/index.htm | E60425 |
| | B | C | |
| Nominal voltage UN | 600 V | 600 V | |
| Nominal current IN | 85 A | 85 A | |
| mm ² /AWG/kcmil | 20-4 | 20-4 | |

| | | |
|-----|-------------------------------------------------------------------------------|------------|
| DNV | https://approvalfinder.dnv.com/ | TAE000010T |
|-----|-------------------------------------------------------------------------------|------------|

Feed-through terminal block - PT 16 N-FE - 1077090

Accessories

Accessories

Crimping tool

Crimping pliers - CRIMPFOX CENTRUS 6S - 1213144



Crimping pliers, for uninsulated and insulated ferrules, DIN 46228 Part 1 and 4, from 0.14 mm² ... 6 mm², also for TWIN ferrules up to 2 x 4 mm², automatic cross section adjustment, lateral insertion, equipped with fall protection

Crimping pliers - CRIMPFOX CENTRUS 10S - 1213154



Crimping pliers, for uninsulated and insulated ferrules, DIN 46228 Part 1 and 4, from 0.14 mm² ... 10 mm², also for TWIN ferrules up to 2 x 4 mm², automatic cross section adjustment, lateral insertion, equipped with fall protection

Crimping pliers - CRIMPFOX CENTRUS 6H - 1213146



Crimping pliers, for uninsulated and insulated ferrules, DIN 46228 Part 1 and 4, from 0.14 mm² ... 6 mm², also for TWIN ferrules up to 2 x 4 mm², automatic cross section adjustment, lateral insertion, equipped with fall protection

Crimping pliers - CRIMPFOX CENTRUS 10H - 1213156



Crimping pliers, for uninsulated and insulated ferrules, DIN 46228 Part 1 and 4, from 0.14 mm² ... 10 mm², also for TWIN ferrules up to 2 x 4 mm², automatic cross section adjustment, lateral insertion, equipped with fall protection

Crimping pliers - CRIMPFOX 10S - 1212045



Crimping pliers, for ferrules without insulating collar according to DIN 46228 Part 1 and ferrules with insulating collar according to DIN 46228 Part 4, 0.14 mm² ... 10 mm², unlockable pressure lock, lateral entry

Feed-through terminal block - PT 16 N-FE - 1077090

Accessories

Crimping pliers - CRIMPFOX 6H - 1212046



Crimping pliers, for ferrules without insulating collar according to DIN 46228 Part 1 and ferrules with insulating collar according to DIN 46228 Part 4, 0.14 mm² ... 6 mm², unlockable pressure lock, lateral entry

Crimping pliers - CRIMPFOX 2,5-M - 1212719



Crimping pliers, for ferrules without insulating collar according to DIN 46228 Part 1 and ferrules with insulating collar according to DIN 46228 Part 4, 0.25 mm² ... 2.5 mm², lateral entry, trapezoidal crimp

Crimping pliers - CRIMPFOX 6-M - 1212720



Crimping pliers, for ferrules without insulating collar according to DIN 46228 Part 1 and ferrules with insulating collar according to DIN 46228 Part 4, 0.25 mm² ... 6.0 mm², lateral entry, trapezoidal crimp

Crimping pliers - CRIMPFOX 6 - 1212034



Crimping pliers, for ferrules without insulating collar according to DIN 46228 Part 1 and ferrules with insulating collar according to DIN 46228 Part 4, 0.25 mm² ... 6.0 mm², lateral entry, trapezoidal crimp

Crimping pliers - CRIMPFOX 6T - 1212037



Crimping pliers, for ferrules without insulating collar according to DIN 46228 Part 1 and ferrules with insulating collar according to DIN 46228 Part 4, 0.25 mm² ... 6 mm², lateral entry, trapezoidal crimp

Feed-through terminal block - PT 16 N-FE - 1077090

Accessories

Crimping pliers - CRIMPFOX 6T-F - 1212038



Crimping pliers, for ferrules without insulating collar according to DIN 46228 Part 1 and ferrules with insulating collar according to DIN 46228 Part 4, 0.25 mm² ... 6 mm², front entry, trapezoidal crimp

Crimping pliers - CRIMPFOX 6S-F - 1212043



Crimping pliers, for ferrules without insulating collar according to DIN 46228 Part 1 and ferrules with insulating collar according to DIN 46228 Part 4, 0.5 mm² ... 6 mm², front entry, square crimp

Crimping pliers - CRIMPFOX 10 - 1212721



Crimping pliers, for ferrules without insulating collar according to DIN 46228 Part 1 and ferrules with insulating collar according to DIN 46228 Part 4, 4 mm² ... 10 mm², lateral entry, trapezoidal crimp

Crimping pliers - CRIMPFOX 25R - 1212039



Crimping pliers, for ferrules without insulating collar according to DIN 46228 Part 1 and ferrules with insulating collar according to DIN 46228 Part 4, 10 mm² ... 25 mm², lateral entry, WM crimp

Crimping pliers - CRIMPFOX-M - 1212072



Basic pliers, for accommodating dies for a wide range of type of contacts

DIN rail

Feed-through terminal block - PT 16 N-FE - 1077090

Accessories

DIN rail perforated - NS 35/ 7,5 PERF 2000MM - 0801733



DIN rail perforated, acc. to EN 60715, material: Steel, galvanized, passivated with a thick layer, Standard profile, color: silver, Pack of 25 (50 m)

DIN rail, unperforated - NS 35/ 7,5 UNPERF 2000MM - 0801681



DIN rail, unperforated, acc. to EN 60715, material: Steel, galvanized, passivated with a thick layer, Standard profile, color: silver, Pack of 25 (50 m)

DIN rail perforated - NS 35/ 7,5 WH PERF 2000MM - 1204119



DIN rail perforated, acc. to EN 60715, material: Steel, Galvanized, white passivated, Standard profile, color: silver, Pack of 25 (50 m)

DIN rail, unperforated - NS 35/ 7,5 WH UNPERF 2000MM-VPE 10 - 1204122



DIN rail, unperforated, acc. to EN 60715, material: Steel, Galvanized, white passivated, Standard profile, color: silver, Pack of 25 (50 m)

DIN rail, unperforated - NS 35/ 7,5 AL UNPERF 2000MM - 0801704



DIN rail, unperforated, acc. to EN 60715, material: Aluminum, uncoated, Standard profile, color: silver, Pack of 25 (50 m)

Feed-through terminal block - PT 16 N-FE - 1077090

Accessories

DIN rail perforated - NS 35/ 7,5 ZN PERF 2000MM - 1206421



DIN rail perforated, acc. to EN 60715, material: Steel, galvanized, Standard profile, color: silver, Pack of 25 (50 m)

DIN rail, unperforated - NS 35/ 7,5 ZN UNPERF 2000MM - 1206434



DIN rail, unperforated, acc. to EN 60715, material: Steel, galvanized, Standard profile, color: silver, Pack of 25 (50 m)

DIN rail, unperforated - NS 35/ 7,5 CU UNPERF 2000MM-VPE 10 - 0801762



DIN rail, unperforated, acc. to EN 60715, material: Copper, uncoated, Standard profile, color: copper-colored, Pack of 10 (20 m)

End cap - NS 35/ 7,5 CAP - 1206560



DIN rail end piece, for DIN rail NS 35/7.5

DIN rail perforated - NS 35/15 PERF 2000MM - 1201730



DIN rail perforated, similar to EN 60715, material: Steel, galvanized, passivated with a thick layer, Standard profile, color: silver, Pack of 25 (50 m)

Feed-through terminal block - PT 16 N-FE - 1077090

Accessories

DIN rail, unperforated - NS 35/15 UNPERF 2000MM - 1201714



DIN rail, unperforated, similar to EN 60715, material: Steel, galvanized, passivated with a thick layer, Standard profile, color: silver, Pack of 25 (50 m)

DIN rail perforated - NS 35/15 WH PERF 2000MM - 0806602



DIN rail perforated, similar to EN 60715, material: Steel, Galvanized, white passivated, Standard profile, color: white, Pack of 25 (50 m)

DIN rail, unperforated - NS 35/15 WH UNPERF 2000MM-VPE 10 - 1204135



DIN rail, unperforated, similar to EN 60715, material: Steel, Galvanized, white passivated, Standard profile, color: silver, Pack of 10 (20 m)

DIN rail, unperforated - NS 35/15 AL UNPERF 2000MM - 1201756



DIN rail, unperforated, similar to EN 60715, material: Aluminum, uncoated, Standard profile, color: silver

DIN rail perforated - NS 35/15 ZN PERF 2000MM - 1206599



DIN rail perforated, similar to EN 60715, material: Steel, galvanized, Standard profile, color: silver, Pack of 25 (50 m)

Feed-through terminal block - PT 16 N-FE - 1077090

Accessories

DIN rail, unperforated - NS 35/15 ZN UNPERF 2000MM - 1206586



DIN rail, unperforated, similar to EN 60715, material: Steel, galvanized, Standard profile, color: silver, Pack of 25 (50 m)

DIN rail, unperforated - NS 35/15 CU UNPERF 2000MM-VPE 10 - 1201895



DIN rail, unperforated, similar to EN 60715, material: Copper, uncoated, Standard profile, color: copper-colored, Pack of 10 (20 m)

End cap - NS 35/15 CAP - 1206573



DIN rail end piece, for DIN rail NS 35/15

DIN rail, unperforated - NS 35/15-2,3 UNPERF 2000MM-VPE 10 - 1201798



DIN rail, unperforated, acc. to EN 60715, material: Steel, galvanized, passivated with a thick layer, Standard profile 2.3 mm, color: silver, Pack of 10 (20 m)

Documentation

Mounting material - PT-IL - 3208090



Operating decal for the push-in Technology

Feed-through terminal block - PT 16 N-FE - 1077090

Accessories

End block

End clamp - E/UK - 1201442



End clamp, material: PA, color: gray, Mounting on a DIN rail NS 32 or NS 35

End clamp - E/UK 1 - 1201413



End clamps, for supporting the ends of double-level and three-level terminal blocks, width: 10 mm, color: gray

End clamp - CLIPFIX 35 - 3022218



Quick mounting end clamp for NS 35/7,5 DIN rail or NS 35/15 DIN rail, with marking option, width: 9.5 mm, color: gray

End clamp - CLIPFIX 35-5 - 3022276



Quick mounting end clamp for NS 35/7,5 DIN rail or NS 35/15 DIN rail, with marking option, with parking option for FBS...5, FBS...6, KSS 5, KSS 6, width: 5.15 mm, color: gray

End clamp - E/NS 35 N - 0800886



End clamp, width: 9.5 mm, color: gray

Feed-through terminal block - PT 16 N-FE - 1077090

Accessories

End cover

End cover - D-PT 16 N - 3212060



End cover, length: 75.4 mm, width: 2.2 mm, height: 45.6 mm, color: gray

Insulating sleeve

Insulating sleeve - MPS-IH WH - 0201663

Insulating sleeve, color: white



Insulating sleeve - MPS-IH RD - 0201676

Insulating sleeve, color: red



Insulating sleeve - MPS-IH BU - 0201689

Insulating sleeve, color: blue



Insulating sleeve - MPS-IH YE - 0201692

Insulating sleeve, color: yellow



Feed-through terminal block - PT 16 N-FE - 1077090

Accessories

Insulating sleeve - MPS-IH GN - 0201702

Insulating sleeve, color: green



Insulating sleeve - MPS-IH GY - 0201728

Insulating sleeve, color: gray



Insulating sleeve - MPS-IH BK - 0201731

Insulating sleeve, color: black



Jumper

Plug-in bridge - FBS 2-12 - 3005950



Plug-in bridge, pitch: 12 mm, color: red

Labeled terminal marker

Feed-through terminal block - PT 16 N-FE - 1077090

Accessories

Zack Marker strip, flat - ZBF 12 CUS - 0825018



Zack Marker strip, flat, can be ordered: Strip, white, labeled according to customer specifications, mounting type: snap into flat marker groove, for terminal block width: 12 mm, lettering field size: 5.15 x 12.15 mm, Number of individual labels: 5

Marker for terminal blocks - UC-TMF 12 CUS - 0824670



Marker for terminal blocks, can be ordered: by sheet, white, labeled according to customer specifications, mounting type: snap into flat marker groove, for terminal block width: 12 mm, lettering field size: 11.45 x 5.1 mm, Number of individual labels: 40

Marker for terminal blocks - UCT-TMF 12 CUS - 0829686



Marker for terminal blocks, can be ordered: by sheet, white, labeled according to customer specifications, mounting type: snap into flat marker groove, for terminal block width: 12 mm, lettering field size: 11.2 x 4.7 mm, Number of individual labels: 30

Zack marker strip - ZB 12 CUS - 0824942



Zack marker strip, can be ordered: Strip, white, labeled according to customer specifications, mounting type: snap into tall marker groove, for terminal block width: 12.2 mm, lettering field size: 10.5 x 12.15 mm, Number of individual labels: 5

Zack marker strip - ZB 12,LGS:L1-N,PE - 0812146



Zack marker strip, Strip, white, labeled, printed horizontally: L1, L2, L3, N, PE, mounting type: snap into tall marker groove, for terminal block width: 12.2 mm, lettering field size: 10.5 x 12.15 mm, Number of individual labels: 5

Feed-through terminal block - PT 16 N-FE - 1077090

Accessories

Marker for terminal blocks - UC-TM 12 CUS - 0824613



Marker for terminal blocks, can be ordered: by sheet, white, labeled according to customer specifications, mounting type: snap into tall marker groove, for terminal block width: 12 mm, lettering field size: 11.45 x 10.5 mm, Number of individual labels: 40

Marker for terminal blocks - UCT-TM 12 CUS - 0829630



Marker for terminal blocks, can be ordered: by sheet, white, labeled according to customer specifications, mounting type: snap into tall marker groove, for terminal block width: 12 mm, lettering field size: 10.8 x 9.6 mm, Number of individual labels: 30

Planning and marking software

Software - PROJECT COMPLETE - 1050453



Intuitive planning and marking software for configuring terminal strips and for professional marking of marking materials for terminal blocks, conductors, cables, devices, and systems. The software is available for download

Reducing bridge

Reducing bridge - RB ST 16-1,5/S - 3213254



Reducing bridge, pitch: 10 mm, color: red

Reducing bridge - RB ST 16-(2,5/4) - 3030886



Reducing bridge, pitch: 11 mm, color: red

Feed-through terminal block - PT 16 N-FE - 1077090

Accessories

Reducing bridge - RB 35-16 - 3032169



Reducing bridge, pitch: 14 mm, color: red

Reducing bridge - RB 16-6 - 3047072



Reducing bridge, pitch: 12.2 mm, color: red

Screwdriver tools

Screwdriver - SZF 1-0,6X3,5 - 1204517



Actuation tool, for ST terminal blocks, also suitable for use as a bladed screwdriver, size: 0.6 x 3.5 x 100 mm, 2-component grip, with non-slip grip

Screwdriver - SZF 3-1,0X5,5 - 1206612



Actuation tool, for ST terminal blocks, also suitable for use as a bladed screwdriver, size: 1.0 x 5.5 x 150 mm, 2-component grip, with non-slip grip

Terminal marking

Feed-through terminal block - PT 16 N-FE - 1077090

Accessories

Zack Marker strip, flat - ZBF 12:UNBEDRUCKT - 0809735



Zack Marker strip, flat, Strip, white, unlabeled, can be labeled with: PLOTMARK, CMS-P1-PLOTTER, mounting type: snap in, for terminal block width: 12 mm, lettering field size: 5.15 x 12.15 mm, Number of individual labels: 5

Marker for terminal blocks - UC-TMF 12 - 0819233



Marker for terminal blocks, Sheet, white, unlabeled, can be labeled with: BLUEMARK ID COLOR, BLUEMARK ID, BLUEMARK CLED, PLOTMARK, CMS-P1-PLOTTER, mounting type: snap in, for terminal block width: 12 mm, lettering field size: 11.45 x 5.1 mm, Number of individual labels: 40

Marker for terminal blocks - UCT-TMF 12 - 0829214



Marker for terminal blocks, Sheet, white, unlabeled, can be labeled with: TOPMARK NEO, TOPMARK LASER, BLUEMARK ID COLOR, BLUEMARK ID, BLUEMARK CLED, THERMOMARK PRIME, THERMOMARK CARD 2.0, THERMOMARK CARD, mounting type: snap in, for terminal block width: 12 mm, lettering field size: 11.2 x 4.7 mm, Number of individual labels: 30

Zack marker strip - ZB 12:UNPRINTED - 0812120



Zack marker strip, Strip, white, unlabeled, can be labeled with: PLOTMARK, CMS-P1-PLOTTER, mounting type: snap in, for terminal block width: 12.2 mm, lettering field size: 12 x 10.5 mm, Number of individual labels: 5

Marker for terminal blocks - UC-TM 12 - 0819194



Marker for terminal blocks, Sheet, white, unlabeled, can be labeled with: BLUEMARK ID COLOR, BLUEMARK ID, BLUEMARK CLED, PLOTMARK, CMS-P1-PLOTTER, mounting type: snap in, for terminal block width: 12 mm, lettering field size: 11.45 x 10.5 mm, Number of individual labels: 40

Feed-through terminal block - PT 16 N-FE - 1077090

Accessories

Marker for terminal blocks - UCT-TM 12 - 0829144



Marker for terminal blocks, Sheet, white, unlabeled, can be labeled with: TOPMARK NEO, TOPMARK LASER, BLUEMARK ID COLOR, BLUEMARK ID, BLUEMARK CLED, THERMOMARK PRIME, THERMOMARK CARD 2.0, THERMOMARK CARD, mounting type: snap in, for terminal block width: 12 mm, lettering field size: 10.8 x 9.6 mm, Number of individual labels: 30

Marker for terminal blocks - TMT (EX9,5)R - 0828295



Marker for terminal blocks, Roll, white, unlabeled, can be labeled with: THERMOMARK ROLL 2.0, THERMOMARK ROLL, THERMOMARK ROLL X1, THERMOMARK ROLLMASTER 300/600, THERMOMARK X1.2, mounting type: snap in, snap into tall marker groove, for terminal block width: 50000 mm, lettering field size: 9.5 x 50000 mm, Number of individual labels: 1

Marker for terminal blocks - US-TM 100 - 0829255



Marker for terminal blocks, Card, white, unlabeled, can be labeled with: BLUEMARK ID COLOR, BLUEMARK ID, THERMOMARK PRIME, THERMOMARK CARD 2.0, THERMOMARK CARD, mounting type: snap in, lettering field size: 104 x 9.8 mm, Number of individual labels: 13

Test plug terminal block

Test plugs - MPS-MT - 0201744



Test plugs, with solder connection up to 1 mm² conductor cross section, color: gray

Warning label printed

Warning label - WS PT 16 - 1029033



Warning label, yellow/black, labeled: Lightning flash, mounting type: plug in, for terminal block width: 12.2 mm

Feed-through terminal block - PT 16 N-FE - 1077090

Accessories

Phoenix Contact 2022 © - all rights reserved
<http://www.phoenixcontact.com>